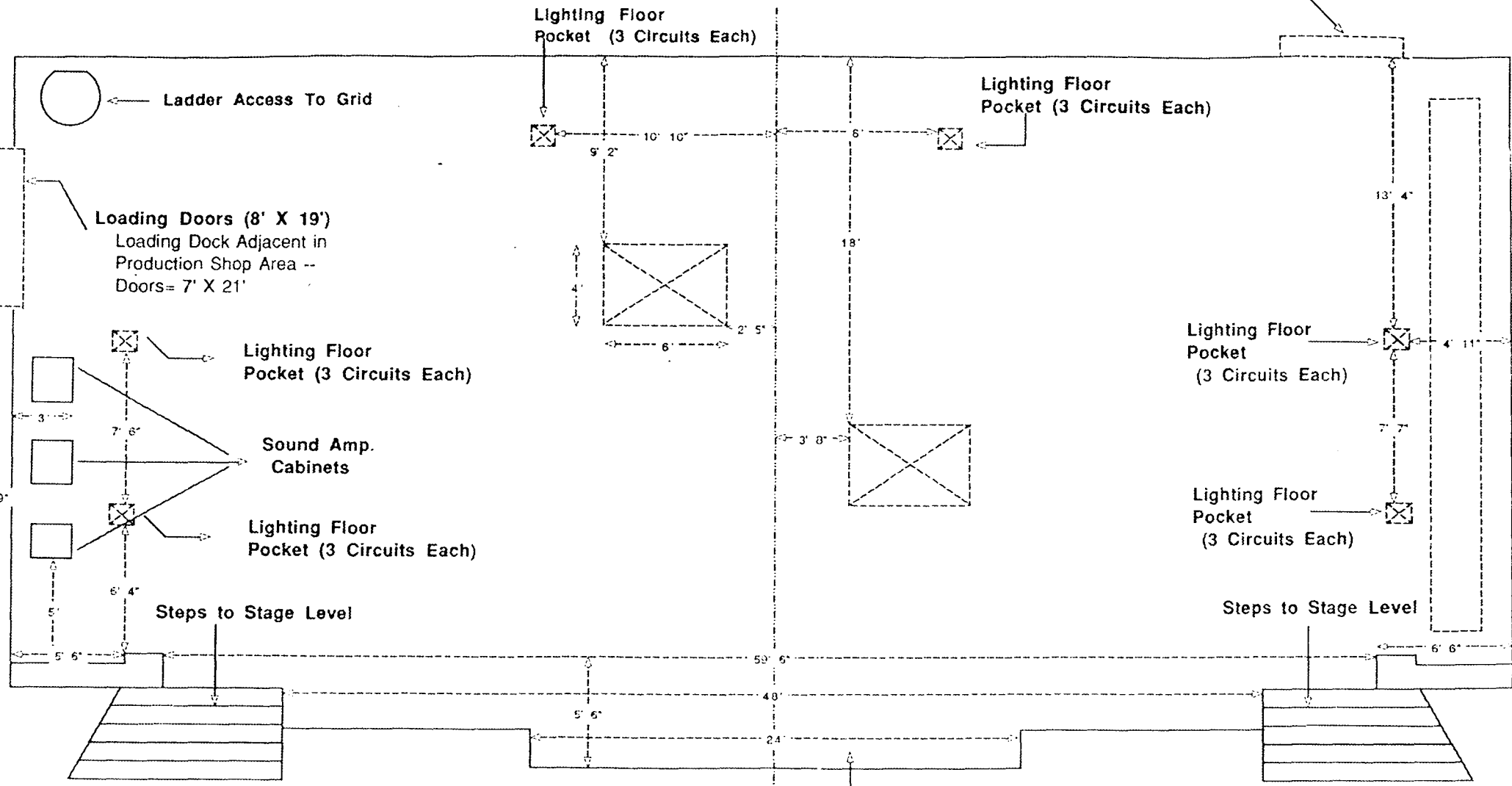
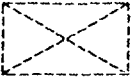


Back Stage Access Doors

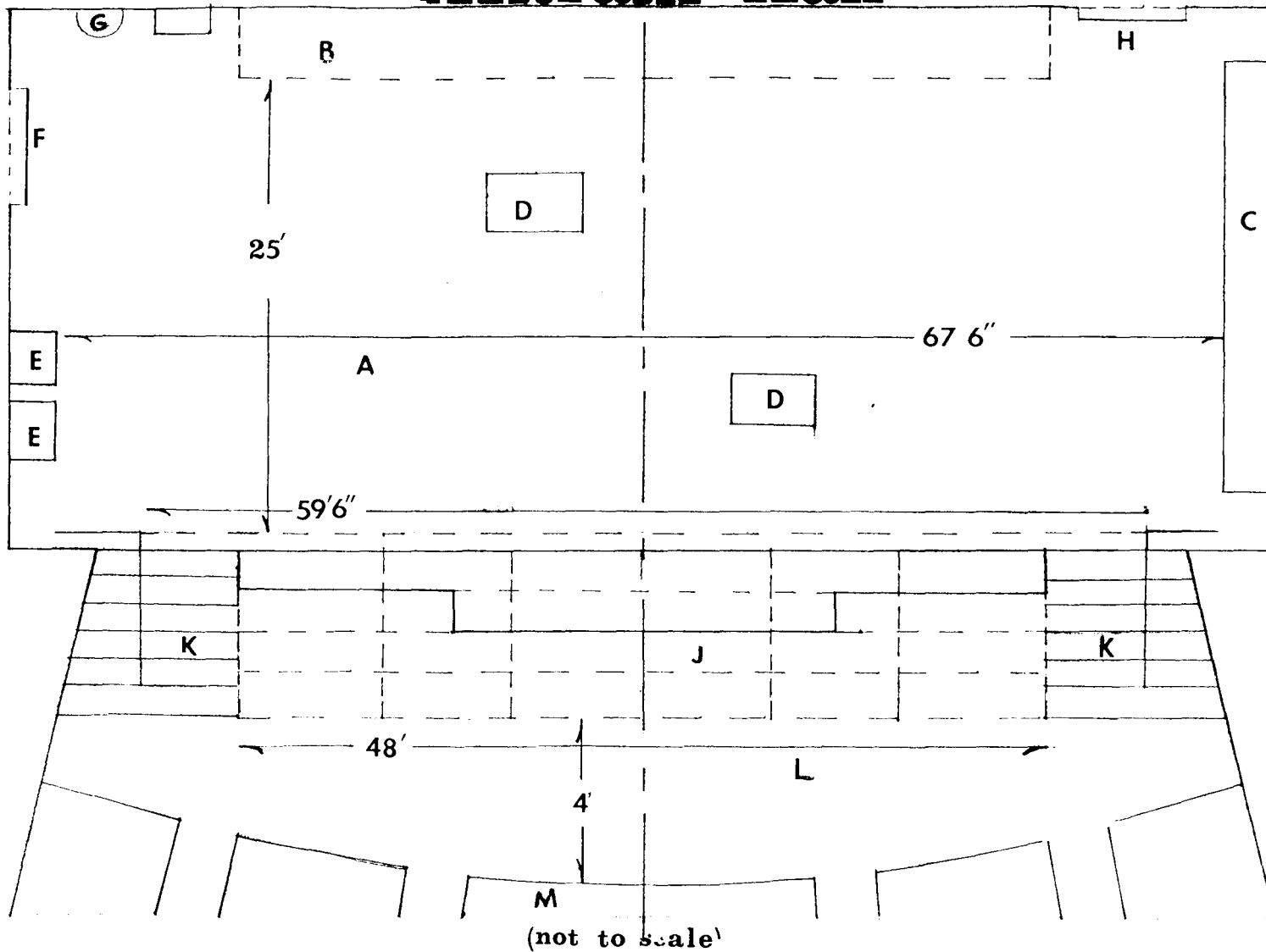


Integrated Multimedia Presentation Station
(Can Be Moved Upon Request from Facilities)



Adjustable Stage Apron
2' X 8' Adjustable Sections -
Indicated By Hidden Line
Solid Line Indicates
Normal Preset

Mitrani Hall



- A = STAGE PROPER
- B = ACOUSTICAL SHELL STORAGE
 OPTION #1 -- 30' S.L. - S.R.
 X 5'-6" U.S. - D.S.
 OPTION #2 -- 6' S.L. - S.R.
 X 10'-6" U.S. - D.S.
 OPTION #2 ELIMINATES
 USE OF PIPES #28 - 32
 OPTION #3 -- OCCUPIES
 6' OF LOADING DOCK
 DOOR AREA
- C = FLY RAIL
 (SEE LINE SETS FOR
 IDENTIFICATION)
- D = TRAP
 (CONTACT HOUSE T.D.
 FOR EXACT LOCATION
 AND INTENT TO USE)
- E = SOUND CABINET
 STORAGE
 OCCUPIES 2' X 5'-9" OF
 SPACE 5'-4" U.S. OF D.S.R.
 WALL
- F = LOADING DOORS (8' X 19')
 LOADING DOCK
 ADJACENT IN
 PRODUCTION SHOP
 AREA -- DOORS = 7' X 21'
- G = LADDER ACCESS TO GRID
- H = BACK STAGE ACCESS
 DOORS
- J = ADJUSTABLE STAGE
 APRON
 2' X 8' ADJUSTABLE
 SECTIONS ---
 INDICATED BY HIDDEN
 LINE
 SOLID LINE INDICATES
 NORMAL PRESET
- K = STEPS TO STAGE LEVEL
- L = ORCHESTRA PIT
 (AUDIENCE LEVEL)
- M = HOUSE/SIGHTLINES